

Prepared for:

BIMINI MANUFACTURING LLC

1440 SW 41ST ST, STE B
TOPEKA, KS USA 66609

Hip Joint 20mg

Batch ID or Lot Number: B2486	Test: Potency	Reported: 29Feb2024	USDA License: N/A
Matrix: Unit	Test ID: T000272690	Started: 29Feb2024	Sampler ID: N/A
	Method(s): TM14 (HPLC-DAD)	Received: 29Feb2024	Status: N/A

Cannabinoids

	LOD (mg)	LOQ (mg)	Result (mg)	Result (mg/g)	Notes
Cannabichromene (CBC)	0.055	0.187	ND	ND	# of Servings = 1, Sample Weight=3.318g
Cannabichromenic Acid (CBCA)	0.050	0.171	ND	ND	
Cannabidiol (CBD)	0.192	0.515	20.600	6.20	
Cannabidiolic Acid (CBDA)	0.197	0.528	ND	ND	
Cannabidivarin (CBDV)	0.045	0.122	<LOQ	<LOQ	
Cannabidivarinic Acid (CBDVA)	0.082	0.220	ND	ND	
Cannabigerol (CBG)	0.031	0.106	1.320	0.40	
Cannabigerolic Acid (CBGA)	0.129	0.445	ND	ND	
Cannabinol (CBN)	0.040	0.139	1.200	0.40	
Cannabinolic Acid (CBNA)	0.088	0.303	ND	ND	
Delta 8-Tetrahydrocannabinol (Delta 8-THC)	0.154	0.530	ND	ND	
Delta 9-Tetrahydrocannabinol (Delta 9-THC)	0.140	0.481	ND	ND	
Delta 9-Tetrahydrocannabinolic Acid (THCA-A)	0.124	0.426	ND	ND	
Tetrahydrocannabivarin (THCV)	0.028	0.097	ND	ND	
Tetrahydrocannabivarinic Acid (THCVA)	0.109	0.376	ND	ND	
Total Cannabinoids			23.120	7.00	
Total Potential THC			ND	ND	
Total Potential CBD			20.600	6.20	

Final Approval



Sam Smith
29Feb2024
04:00:00 PM MST

PREPARED BY / DATE



Karen Winternheimer
29Feb2024
04:01:00 PM MST

APPROVED BY / DATE



<https://results.botanacor.com/api/v1/coas/uuid/2e37dee0-0512-4502-9c54-9d2c9058ed2a>

Definitions

% = % (w/w) = Percent (weight of analyte / weight of product). ND = None Detected (defined by dynamic range of the method).

Total Potential Delta 9-THC or CBD is calculated to take into account the loss of a carboxyl group during decarboxylation step, using the following formulas: Total Potential Delta 9-THC = Delta 9-THC + (Delta 9-THCa *(0.877)) and Total CBD = CBD + (CBDA *(0.877)).

Testing results are based solely upon the sample submitted to SC Laboratories, Inc., in the condition it was received. SC Laboratories, Inc., warrants that all analytical work is conducted professionally in accordance with all applicable standard laboratory practices using validated methods. Data was generated using an unbroken chain of comparison to NIST traceable Reference Standards and Certified Reference Materials. This report may not be reproduced, except in full, without the written approval of SC Laboratories, Inc. ISO/IEC 17025:2017 A2LA Cert #: 4329.02 Chemical; 4329.03 Biological.



Cert #4329.02

2e37dee0051245029c549d2c9058ed2a.1

Prepared for:

BIMINI MANUFACTURING LLC

1440 SW 41ST ST, STE B
TOPEKA, KS USA 66609

Hip Joint 20mg

Batch ID or Lot Number: B2486	Test: Heavy Metals	Reported: 05Mar2024	USDA License: NA
Matrix: Finished Product	Test ID: T000272691	Started: 05Mar2024	Sampler ID: NA
	Method(s): TM19 (ICP-MS): Heavy Metals	Received: 29Feb2024	Status: NA

Heavy Metals

	Dynamic Range (ppm)	Result (ppm)	Notes
Arsenic	0.05 - 4.65	0.10	
Cadmium	0.04 - 4.42	ND	
Mercury	0.05 - 4.56	ND	
Lead	0.05 - 4.56	ND	

Final Approval



Phillip Travisano
05Mar2024
02:58:00 PM MST

PREPARED BY / DATE



Karen Winternheimer
05Mar2024
02:59:00 PM MST

APPROVED BY / DATE



<https://results.botanacor.com/api/v1/coas/uuid/1bb4a438-8dc0-4802-868e-04de6c19131e>

Definitions

ND = None Detected (defined by dynamic range of the method)
Dynamic Range = Limit of Quantitation (LOQ) through Upper Limit of Method Range

Testing results are based solely upon the sample submitted to SC Laboratories, Inc., in the condition it was received. SC Laboratories, Inc., warrants that all analytical work is conducted professionally in accordance with all applicable standard laboratory practices using validated methods. Data was generated using an unbroken chain of comparison to NIST traceable Reference Standards and Certified Reference Materials. This report may not be reproduced, except in full, without the written approval of SC Laboratories, Inc. ISO/IEC 17025:2017 A2LA Cert #: 4329.02 Chemical; 4329.03 Biological.




Cert #4329.02

1bb4a4388dc04802868e04de6c19131e.1

SAMPLE NAME: Hip and Joint soft chews 600mg

Infused, Solid Edible


CULTIVATOR / MANUFACTURER**Business Name:****License Number:****Address:****DISTRIBUTOR / TESTED FOR****Business Name:** cbdMD**License Number:****Address:****SAMPLE DETAIL****Batch Number:** 240301B2486**Sample ID:** 240308M025**Date Collected:** 03/08/2024**Date Received:** 03/08/2024**Batch Size:** 1.0 units**Sample Size:** 1.0 units**Unit Mass:****Serving Size:** 1 grams per ServingScan QR code to verify
authenticity of results.**SAFETY ANALYSIS - SUMMARY****Pesticides:**  **PASS****Mycotoxins:**  **PASS****Residual Solvents:**  **PASS****Microbiology (PCR):**  **PASS****Microbiology (Plating):** **DETECTED**


For quality assurance purposes. Not a Regulatory Hemp Lab Test Report. These results relate only to the sample included on this report. This report shall not be reproduced, except in full, without written approval of the laboratory.

Sample Certification: California Code of Regulations Title 4 Division 19. Department of Cannabis Control Business and Professions Code. Reference: Sections 26100, 26104 and 26110, Business and Professions Code.

Decision Rule: Statements of conformity (e.g. Pass/Fail) to specifications are made in this report without taking measurement uncertainty into account. Where statements of conformity are made in this report, the following decision rules are applied: PASS - Results within limits/specifications, FAIL - Results exceed limits/specifications.

References: limit of detection (LOD), limit of quantification (LOQ), not detected (ND), not tested (NT), too numerous to count >250 cfu/plate (TNTC), colony-forming unit (cfu)


LQC verified by: Randi Vuong
Job Title: Lead Laboratory Technician
Date: 03/15/2024


Approved by: Josh Wurzer
Job Title: Chief Compliance Officer
Date: 03/15/2024



Pesticide Analysis

PESTICIDE TEST RESULTS - 03/11/2024 ✔ PASS

Pesticide and plant growth regulator analysis utilizing high-performance liquid chromatography-mass spectrometry (HPLC-MS) or gas chromatography-mass spectrometry (GC-MS).

*GC-MS utilized where indicated.

Method: QSP 1212 - Analysis of Pesticides and Mycotoxins by LC-MS or QSP 1213 - Analysis of Pesticides by GC-MS

COMPOUND	LOD/LOQ (µg/g)	ACTION LIMIT (µg/g)	MEASUREMENT UNCERTAINTY (µg/g)	RESULT (µg/g)	RESULT
Abamectin	0.03 / 0.10	0.3	N/A	ND	PASS
Acephate	0.02 / 0.07	5	N/A	ND	PASS
Acequinocyl	0.02 / 0.07	4	N/A	ND	PASS
Acetamiprid	0.02 / 0.05	5	N/A	ND	PASS
Aldicarb	0.03 / 0.08	≥ LOD	N/A	ND	PASS
Azoxystrobin	0.02 / 0.07	40	N/A	ND	PASS
Bifenazate	0.01 / 0.04	5	N/A	ND	PASS
Bifenthrin	0.02 / 0.05	0.5	N/A	ND	PASS
Boscalid	0.03 / 0.09	10	N/A	ND	PASS
Captan	0.19 / 0.57	5	N/A	ND	PASS
Carbaryl	0.02 / 0.06	0.5	N/A	ND	PASS
Carbofuran	0.02 / 0.05	≥ LOD	N/A	ND	PASS
Chlorantraniliprole	0.04 / 0.12	40	N/A	ND	PASS
Chlordane*	0.03 / 0.08	≥ LOD	N/A	ND	PASS
Chlorfenapyr*	0.03 / 0.10	≥ LOD	N/A	ND	PASS
Chlorpyrifos	0.02 / 0.06	≥ LOD	N/A	ND	PASS
Clofentezine	0.03 / 0.09	0.5	N/A	ND	PASS
Coumaphos	0.02 / 0.07	≥ LOD	N/A	ND	PASS
Cyfluthrin	0.12 / 0.38	1	N/A	ND	PASS
Cypermethrin	0.11 / 0.32	1	N/A	ND	PASS
Daminozide	0.02 / 0.07	≥ LOD	N/A	ND	PASS
Diazinon	0.02 / 0.05	0.2	N/A	ND	PASS
Dichlorvos (DDVP)	0.03 / 0.09	≥ LOD	N/A	ND	PASS
Dimethoate	0.03 / 0.08	≥ LOD	N/A	ND	PASS
Dimethomorph	0.03 / 0.09	20	N/A	ND	PASS
Ethoprophos	0.03 / 0.10	≥ LOD	N/A	ND	PASS
Etofenprox	0.02 / 0.06	≥ LOD	N/A	ND	PASS
Etoxazole	0.02 / 0.06	1.5	N/A	ND	PASS
Fenhexamid	0.03 / 0.09	10	N/A	ND	PASS
Fenoxycarb	0.03 / 0.08	≥ LOD	N/A	ND	PASS
Fenpyroximate	0.02 / 0.06	2	N/A	ND	PASS
Fipronil	0.03 / 0.08	≥ LOD	N/A	ND	PASS
Flonicamid	0.03 / 0.10	2	N/A	ND	PASS
Fludioxonil	0.03 / 0.10	30	N/A	ND	PASS
Hexythiazox	0.02 / 0.07	2	N/A	ND	PASS
Imazalil	0.02 / 0.06	≥ LOD	N/A	ND	PASS
Imidacloprid	0.04 / 0.11	3	N/A	ND	PASS
Kresoxim-methyl	0.02 / 0.07	1	N/A	ND	PASS
Malathion	0.03 / 0.09	5	N/A	ND	PASS
Metalaxyl	0.02 / 0.07	15	N/A	ND	PASS
Methiocarb	0.02 / 0.07	≥ LOD	N/A	ND	PASS

Continued on next page



Pesticide Analysis *Continued*

PESTICIDE TEST RESULTS - 03/11/2024 *continued* ✔ PASS

COMPOUND	LOD/LOQ (µg/g)	ACTION LIMIT (µg/g)	MEASUREMENT UNCERTAINTY (µg/g)	RESULT (µg/g)	RESULT
Methomyl	0.03 / 0.10	0.1	N/A	ND	PASS
Mevinphos	0.03 / 0.09	≥ LOD	N/A	ND	PASS
Myclobutanil	0.03 / 0.09	9	N/A	ND	PASS
Naled	0.02 / 0.07	0.5	N/A	ND	PASS
Oxamyl	0.04 / 0.11	0.2	N/A	ND	PASS
Paclobutrazol	0.02 / 0.05	≥ LOD	N/A	ND	PASS
Parathion-methyl	0.03 / 0.10	≥ LOD	N/A	ND	PASS
Pentachloronitrobenzene*	0.03 / 0.09	0.2	N/A	ND	PASS
Permethrin	0.04 / 0.12	20	N/A	ND	PASS
Phosmet	0.03 / 0.10	0.2	N/A	ND	PASS
Piperonyl Butoxide	0.02 / 0.07	8	N/A	ND	PASS
Prallethrin	0.03 / 0.08	0.4	N/A	ND	PASS
Propiconazole	0.02 / 0.07	20	N/A	ND	PASS
Propoxur	0.03 / 0.09	≥ LOD	N/A	ND	PASS
Pyrethrins	0.04 / 0.12	1	N/A	ND	PASS
Pyridaben	0.02 / 0.07	3	N/A	ND	PASS
Spinetoram	0.02 / 0.07	3	N/A	ND	PASS
Spinosad	0.02 / 0.07	3	N/A	ND	PASS
Spiromesifen	0.02 / 0.05	12	N/A	ND	PASS
Spirotetramat	0.02 / 0.06	13	N/A	ND	PASS
Spiroxamine	0.03 / 0.08	≥ LOD	N/A	ND	PASS
Tebuconazole	0.02 / 0.07	2	N/A	ND	PASS
Thiacloprid	0.03 / 0.10	≥ LOD	N/A	ND	PASS
Thiamethoxam	0.03 / 0.10	4.5	N/A	ND	PASS
Trifloxystrobin	0.03 / 0.08	30	N/A	ND	PASS



Mycotoxin Analysis

MYCOTOXIN TEST RESULTS - 03/11/2024 ✔ PASS

Mycotoxin analysis utilizing high-performance liquid chromatography-mass spectrometry (HPLC-MS).

Method: QSP 1212 - Analysis of Pesticides and Mycotoxins by LC-MS

COMPOUND	LOD/LOQ (µg/kg)	ACTION LIMIT (µg/kg)	MEASUREMENT UNCERTAINTY (µg/kg)	RESULT (µg/kg)	RESULT
Aflatoxin B1	2.0 / 6.0		N/A	ND	
Aflatoxin B2	1.8 / 5.6		N/A	ND	
Aflatoxin G1	1.0 / 3.1		N/A	ND	
Aflatoxin G2	1.2 / 3.5		N/A	ND	
Total Aflatoxin		20		ND	PASS
Ochratoxin A	6.3 / 19.2	20	N/A	ND	PASS



Residual Solvents Analysis

Residual Solvent analysis utilizing gas chromatography-mass spectrometry (GC-MS).

Method: QSP 1204 - Analysis of Residual Solvents by GC-MS

RESIDUAL SOLVENTS TEST RESULTS - 03/10/2024 PASS

COMPOUND	LOD/LOQ (µg/g)	ACTION LIMIT (µg/g)	MEASUREMENT UNCERTAINTY (µg/g)	RESULT (µg/g)	RESULT
Propane	10 / 20	5000	N/A	ND	PASS
n-Butane	10 / 50	5000	N/A	ND	PASS
n-Pentane	20 / 50	5000	N/A	ND	PASS
n-Hexane	2 / 5	290	N/A	ND	PASS
n-Heptane	20 / 60	5000	N/A	ND	PASS
Benzene	0.03 / 0.09	1	N/A	ND	PASS
Toluene	7 / 21	890	N/A	ND	PASS
Total Xylenes	50 / 160	2170	N/A	ND	PASS
Methanol	50 / 200	3000	N/A	ND	PASS
Ethanol	20 / 50	5000	N/A	ND	PASS
2-Propanol (Isopropyl Alcohol)	10 / 40	5000	N/A	ND	PASS
Acetone	20 / 50	5000	N/A	ND	PASS
Ethyl Ether	20 / 50	5000	N/A	ND	PASS
Ethylene Oxide	0.3 / 0.8	1	N/A	ND	PASS
Ethyl Acetate	20 / 60	5000	N/A	ND	PASS
Chloroform	0.1 / 0.2	1	N/A	ND	PASS
Dichloromethane (Methylene Chloride)	0.3 / 0.9	1	N/A	ND	PASS
Trichloroethylene	0.1 / 0.3	1	N/A	ND	PASS
1,2-Dichloroethane	0.05 / 0.1	1	N/A	ND	PASS
Acetonitrile	2 / 7	410	N/A	ND	PASS

Microbiology Analysis

PCR AND PLATING

Analysis conducted by polymerase chain reaction (PCR) and fluorescence detection of microbiological contaminants.

Method: QSP 1221 - Analysis of Microbiological Contaminants

MICROBIOLOGY TEST RESULTS (PCR) - 03/14/2024 PASS

COMPOUND	ACTION LIMIT	RESULT	RESULT
Shiga toxin-producing <i>Escherichia coli</i>	Not Detected in 1g	ND	PASS
<i>Salmonella</i> spp.	Not Detected in 1g	ND	PASS
<i>Listeria monocytogenes</i>		ND	

Analysis conducted by 3M™ Petrifilm™ and plate counts of microbiological contaminants.

Method: QSP 6794 - Plating with 3M™ Petrifilm™

MICROBIOLOGY TEST RESULTS (PLATING) - 03/14/2024 DETECTED

COMPOUND	RESULT (cfu/g)
Total Aerobic Bacteria	200.0
Total Yeast and Mold	ND